

Testing Requiring Universal Transport Media (UTM)

See the Helpful Charts Below

Panel name: HSV 1 & 2 Qualitative DNA by PCR

Panel code: HPC (LAB917)

Collection requirements: FLOCKED SWAB IN UTM (RED CAP)
S/H instructions: Days Test Performed: Three times each week Mon-Fri
SUBMIT: Flocked swab in Universal Viral Transport Medium (eye, mouth, nasal, throat, genital, or skin/dermal) REFRIGERATED.
UNACCEPTABLE: CSF, tissue, feces, heparinized specimens or wound dressings. Eswabs are not acceptable.
NOTE: Specimen source is REQUIRED. Alternate specimen: Fluid from at least six vesicles placed in Universal Transport Medium OR 1 mL serum from Plain Red Top or plasma from Lavender Top (EDTA) or bronchoalveolar lavage (BAL) REFRIGERATED. Minimum volume 0.5 mL.

Performing locations: FAIRVIEW LABORATORY: FAIRVIEW SENDOUT SECTION

Panel name: Respiratory Virus Panel by PCR, Extended
Panel Code: RVPCR (LAB3131)
Collection requirements: FLOCKED SWAB IN UTM (RED CAP)
S/H instructions: Days Test Performed: All
SUBMIT: Flocked swab in Universal Viral Transport Medium (nasopharyngeal collection) or 2 mL bronchoalveolar lavage (BAL)/respiratory aspirate in sterile screw-top container REFRIGERATED. Minimum volume 0.5 mL
UNACCEPTABLE: Calcium-alginate swabs (shown to inhibit PCR), dry or moistened cotton swabs, sputum or non-respiratory specimens. Sputum, tracheal aspirates, tissue and throat swabs are not acceptable.
NOTE: Specimen source is REQUIRED. Specimen in universal viral transport media stable Refrigerated up to 7 days or Frozen 1 month. This test detects influenza A (H1 and H3) Influenza A 2009 H1N1, Influenza B, RSV A, RSV B, Parainfluenza (1, 2 and 3), Human Metapneumovirus, Human Rhinovirus, Adenovirus B/E and Adenovirus C.

Performing locations: FAIRVIEW LABORATORY: FAIRVIEW SENDOUT SECTION









Panel name: Varicella-Zoster Virus DNA by PCR, CSF or Skin Swab
Panel Code: ZPC (LAB1372)
Collection requirements: Sterile Container or Swab in UTM
S/H instructions: Days Test Performed: Mon, Wed, Fri
Submit: 0.5 mL CSF in sterile screw-top container OR flocked swab in Universal Viral Transport Medium (eye, nasal, throat, or dermal lesion/rash) REFRIGERATED. Minimum volume 0.2 mL.
Unacceptable: Specimens other than swab or CSF. Plasma, ocular fluid and tissue. Eswabs are not acceptable.
NOTE: Specimen source is REQUIRED. Do NOT centrifuge CSF.
Performing locations: FAIRVIEW LABORATORY: FAIRVIEW SENDOUT SECTION

Panel name: Legionella Species by Qualitative PCR
Panel Code: LCR (LAB1352)
Collection requirements: Sterile Container
S/H instructions: Days Test Performed: All
SUBMIT: 2 mL respiratory specimen [bronchoalveolar lavage (BAL), sputum, tracheal aspirate, or pleural fluid] in a sterile screw-top container (minimum volume 0.5 mL) OR nasopharyngeal swab or bronchial brushings in ARUP viral transport media FROZEN.
NOTE: Specimen source required. Fluid is also acceptable in viral transport media. Specimen stable Ambient 24 hours, Refrigerated 5 days, Frozen 6 months.
Performing locations: ARUP LABS: ARUP LAB SENDOUT SECTION

Microbiology Transport Media Guide

Transport Media	Specimen Type
Chlamydia and/or GC (gonorrhea) by amplified DNA probe test (Gen-Probe Aptima® Combo 2 Assay)	Approved for genital sources only.
Chlamydia on non-genital sources (GenProbe swab collection kit)	Eye, nasal, mouth, throat
CultureSwab™ (white cap)	Used to swab nares, throats, wounds, Group B strep, wet preps, Ureaplasma / mycoplasma
Charcoal CultureSwab Plus™ (orange cap)	GC (gonorrhea) culture and genital culture
E Swab (white cap)	Anaerobic culture AND Aerobic culture.
ETM™	Transport media for stool cultures.
Microtest M4	Use Dacron® tipped swab to collect specimen. Place swab in Microtest M4™ tube. Break off swab below fingers, leaving swab in liquid. Replace screw-top cover. (Can also be used for collection of viral and chlamydia cultures).
Mini-Tip ESwab™ (blue cap)	Nasopharyngeal collections, ear and eye cultures. Must use for Flu AB testing at HML May use for RSV testing
A.C.T.®1 Vial (Anaerobic)	Swab vial top with alcohol, put clean needle on syringe, and inject fluid.
Protofix™ CLR	Transport media for O&P's, Giardia detection, Cryptosporidium
Universal Viral Transport (red cap)	Bordetella pertussis and parapertussis by PCR, Legionella species by PCR, HSV 1 & 2 Qual DNA by PCR, Respiratory Virus Panel by PCR, Varicella-Zoster Virus DNA by PCR

(See Microbiology Container Chart for images of swab types on next page.)

Collection Container	Used	Instruction
A.C.T.@1 Vial 	<ul style="list-style-type: none"> Anaerobic Cultures (CAN) Body Fluid Cultures (BFC) Aspirate Cultures (ASC) 	Aspirate fluid with needle and syringe, remove vial cover and place in vial through rubber top.
Sterile Screw-Top* 	<ul style="list-style-type: none"> Sputum Cultures (SPU) Stool Testing Urine Cultures (UC) Tissues (TIS) Body Fluids (BFC) Aspirates (ASC) 	<ul style="list-style-type: none"> Patient should rinse mouth, cough deeply and expectorate sputum into container. Properly collect midstream or straight catheter urine specimens. Small tissue pieces can also be placed in a 5 ml sterile saline tube. Aspirated material can also be sent in the syringe, needle removed and capped.
E-Swab* 	<ul style="list-style-type: none"> Anaerobic Cultures (CAN) Aerobic Surgical Wounds (ASW) 	Collect swabbed sample, place swab in tube, break at mark, and cap tube. Note: Routine Aerobic and Anaerobic testing can be done on one specimen/container if it is received in E-Swab transport, or is a fluid/aspirate.
ESwab Minitip (blue cap) 	Influenza A/B (FAB) RSV Rapid Screen (RSV)	<ul style="list-style-type: none"> Collect from nasopharynx, place swab in tube, break at mark and cap tube. Nasal washes in sterile screw top also acceptable.
CultureSwab Routine (white cap) 	<ul style="list-style-type: none"> Throat Cultures (TC) Non-surgical Wound Cultures (WD) Wet Prep (WET) 	Collect swabbed sample, place swab in tube.
Universal Viral Transport (red cap) 	<ul style="list-style-type: none"> Bordetella pertussis PCR (PPC) Legionella species by PCR (LCR) HSV 1 & 2 Qual DNA by PCR Respiratory Virus Panel by PCR Varicella-Zoster Virus DNA by PCR 	Rotate gently and maintain in nasopharynx for 15 seconds.
CultureSwab (red cap) 	MRSA screen (MRS)	Using same swab, insert into each nostril and roll against nasal membrane.
Charcoal Culture Swab Plus (orange cap) 	<ul style="list-style-type: none"> GC (gonorrhea) culture (GC) Genital Culture (VCU) 	Collect swabbed sample, place swab in tube.

Container Chart for Microbiology Specimen Collection

This chart does not list all sample types please refer to the Laboratory Manual on the HealthEast® Infonet for complete sample collection information. Any questions/comments regarding this chart can be directed to Microbiology at 651-232-3680.